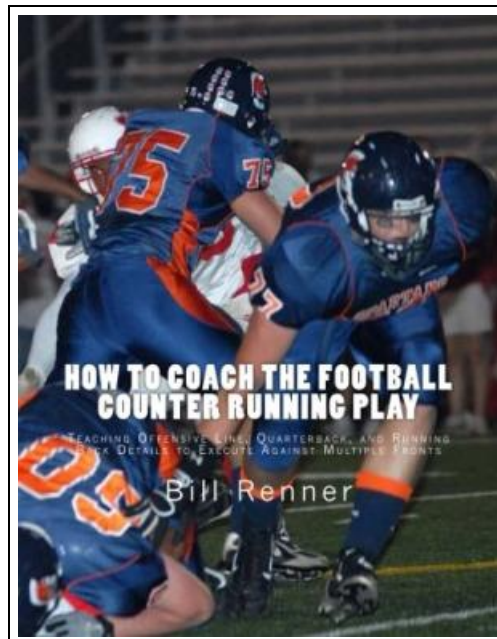


## How to Coach the Football Counter Running Play: Teaching Offensive Line, Quarterback, and Running Back Details to Execute Against Multiple Fronts



Filesize: 3.4 MB

### **Reviews**

*Most of these publication is the greatest publication offered. It is actually rally intriguing through reading period of time. You can expect to like just how the article writer create this publication.*



*(Eddie Schuppe)*

## HOW TO COACH THE FOOTBALL COUNTER RUNNING PLAY: TEACHING OFFENSIVE LINE, QUARTERBACK, AND RUNNING BACK DETAILS TO EXECUTE AGAINST MULTIPLE FRONTS



To get **How to Coach the Football Counter Running Play: Teaching Offensive Line, Quarterback, and Running Back Details to Execute Against Multiple Fronts** eBook, remember to access the hyperlink below and save the ebook or get access to other information which are related to HOW TO COACH THE FOOTBALL COUNTER RUNNING PLAY: TEACHING OFFENSIVE LINE, QUARTERBACK, AND RUNNING BACK DETAILS TO EXECUTE AGAINST MULTIPLE FRONTS ebook.

Createspace Independent Publishing Platform, United States, 2015. Paperback. Book Condition: New. 280 x 216 mm. Language: English . Brand New Book \*\*\*\*\* Print on Demand \*\*\*\*\*.The counter running play is blocking down with the front side guard and tackle and pulling the back side guard and tackle. It is a highly effective misdirection play that can be run from any number of formations and running back sets. Coach Renner has coached this play for 30 years. He provides you with the most detailed, specific and precise coaching details for this counter running play. He gives you his exact coaching points for each lineman on who to block and how to execute the block. He includes his specific coaching phrases which are highlighted in yellow for easy recognition so you can coach each offensive lineman on the proper steps, body position, path to the defender, head placement, the contact point on the defender, and how to respond to the defender s escape reaction off the block. For the quarterback and running back, his detailed coaching points are provided for the steps to hand off, path to hand off and tracks to run after the hand off for the gun, I and pistol running back sets. Coach Renner shares his 17 years of experience coaching offensive linemen in this counter running play and explains why this play should be run down the sideline of the defense. He gives you specific diagrams for the offensive linemen counter blocking assignments versus the 4-3, 3-4, 3-3 stack, 6-2 and bear fronts. Over 50 diagrams and pictures give you the ability to visualize how to coach this running play. If you have straight ahead running plays like inside zone, dive, lead or isolation, this counter run needs to be part of your run game. It will...

-  [Read How to Coach the Football Counter Running Play: Teaching Offensive Line, Quarterback, and Running Back Details to Execute Against Multiple Fronts Online](#)
-  [Download PDF How to Coach the Football Counter Running Play: Teaching Offensive Line, Quarterback, and Running Back Details to Execute Against Multiple Fronts](#)

## Other Books



**[PDF] Dark Hollow**

Access the hyperlink below to get "Dark Hollow" PDF document.

[Download PDF](#)

»



**[PDF] Alice in Wonderland**

Access the hyperlink below to get "Alice in Wonderland" PDF document.

[Download PDF](#)

»



**[PDF] The Novel of the Black Seal**

Access the hyperlink below to get "The Novel of the Black Seal" PDF document.

[Download PDF](#)

»



**[PDF] Twitter Marketing Workbook: How to Market Your Business on Twitter**

Access the hyperlink below to get "Twitter Marketing Workbook: How to Market Your Business on Twitter" PDF document.

[Download PDF](#)

»



**[PDF] Ne ma Goes to Daycare**

Access the hyperlink below to get "Ne ma Goes to Daycare" PDF document.

[Download PDF](#)

»



**[PDF] Becoming a Spacewalker: My Journey to the Stars (Hardback)**

Access the hyperlink below to get "Becoming a Spacewalker: My Journey to the Stars (Hardback)" PDF document.

[Download PDF](#)

»